


Boundary County Election Workshop

**Glenda Poston – County Clerk
Cherry Grainger– Elections Director
April Isaac- Pam Barton – Kelly
Navarro and Cyndy Loughney, Clerks**

267-2242 (x1, x2, or x3)

208-610-5693

Results 208-267-0962



**CHALLENGERS & WATCHERS
REFERENCE PAGE 49 AND 50 OF THE
IDAHO ELECTION LAWS HANDBOOK**


NOTE by Mark Moseley: This reference is inaccurate. The correct page to reference in the Election Laws handbook, is actually page 33 (the 2022 version of the handbook)

POLL WATCHERS Page 49

- Watchers are requested by a candidate to observe the election process and report back to the candidate
- Judges request a form of I.D. from the Poll Watcher to confirm that the person who has requested to be a poll watcher for their requested time is the one. Name and Physical Address.
- There can be 1 person per candidate or party.
- Must wear a name tag with title (Poll Watcher) you will have those.
- **Watchers will be positioned in a location so as not to be confused with a member of the Election Board.**
- Watchers **can not** challenge voters, they can ask a question of the Chief Election Judge, which maybe answered as time allows.
- A Watcher shall not distribute campaign literature, wear party or candidate attire.
- The Chief Election Judge has the authority to remove any watcher who is disrupting the orderly conduct of the election.
- **If a poll watcher makes a telephone call, they must exit the voting area, a watcher is not allowed to take pictures or record while in a polling location.**
- Following is a list of watchers and times for all locations, this is for your reference and to confirm who is to be at a certain polling site.

Poll Watchers – Naples


- Dave Ingle
- 544 White Mountain Road Naples, ID
- 8:00 a.m. to 2:00 p.m.



Poll Watchers – Bonners Ferry/Kootenai

- Kim Fuentes
- 7295 Birch Bonners Ferry, ID
- 8:00 a.m. to 2:00 p.m.

- Jim Fuentes
- 7295 Birch Bonners Ferry, ID 83805
- 2:00 p.m. to close



Poll Watchers – North Bonners Ferry

- Greg Johnson
- 1666 Homestead Rd BF, ID
- 8:00 a.m. to noon


- Sam Testa
- 468 Pheasant Run BF, ID
- Noon to 4:00 p.m.

- Craig Kelson
- 7142 Cedar Street BF, ID
- 4:00 p.m. to 8:00 p.m.

Poll Watcher – Valley View

- Bob McCune
- 78 Angels Way Bonners Ferry, ID
- 8:00 a.m. to 1:00 p.m.


- Sandi Willard
- 639 Blume Hill Rd Bonners Ferry, ID
- 1:00p.m. to 5:30 p.m.



Poll Watcher – Moyie Springs

- Donna Wooten
- 127 Whispering Ln MS, ID
- 8:00 a.m. to 11:00 a.m.

- Beate Clark
- 36 Travis Ln MS, ID
- 5:30 p.m. to 8:00 p.m.



Poll Watchers Copeland

- Elizabeth "Liz" Sloom
- 467 Farm to Market Rd BF, ID
- 2:00 p.m. to 5:30 p.m.

- Trevelyn Shephard
- 5764 Highway 1 BF, ID
- 8:00 a.m. to Noon

- Mike Shephard
- 5764 Highway 1 BF, ID
- Noon to 8:00 p.m.

POLL CHALLENGERS Pg 49

- Challengers are authorized by each political party. The following is what the BCRCC has provided. If you don't see the name on the Challengers list they are not authorized.
- 34-304 states that a challenger is allowed to be present to challenge voters as to their qualifications.
- If the elector (voter) is so challenged and then declares himself duly qualified, the challenge is not withdrawn. The Judge shall then tender him the elector's oath as prescribed by the Secretary of State. No challenged elector shall have the right to vote until he has subscribed to the elector's oath. The individual stating the challenge must sign the poll book next to the individuals name being challenged and state the reason why: moved-not a resident-died-etc. No challenged elector shall have the right to vote until he has subscribed to the elector's oath. Upon a challenged elector subscribing the elector's oath, he shall be entitled to vote. (34-1111)
- Challengers should be able to observe all activities related to voting and should be positioned so as not to be confused as a member of the election board, nor be able to view private, personally identifiable information, or violate ballot secrecy.
- A Challenger shall not take photos or make videos while inside any polling place.

CHALLENGING A VOTER-CONT'D

- Judges-Please become familiar with the sample oaths in your folders. If a voter is challenged, they will need to sign an oath before he/she can vote. The oath is returned to the Clerks office and we document activity.
- Challengers can be present while there are voters present.

CHALLENGERS – NAPLES

- Charles Becker
 - 112 Choke Cherry Dr, BF, ID
 - 8:00 a.m. to 2:00 p.m.
-
- Marshall Thompson
 - 132 Heights Loop, BF, ID
 - 2:00 p.m. to 8:00 p.m.

CHALLENGERS – BFK – VV - NBF

- Doug Nowak Bonners Ferry/Kootenai
- Crescent Rd, BF, ID
- 8:00 a.m. to 8:00 p.m.

- Fay Almond North Bonners Ferry
- 6718 Pine BF, ID
- 8:00 a.m. to 8:00 p.m.

- Sue Larson Valley View
- 6552 Lincoln Street BF, ID
- 8:00 a.m. to 8:00 p.m.

CHALLENGERS – MOYIE SPRINGS

- Darrell Moore
- 1999 Paradise Valley Road BF, ID
- 8:00 a.m. to 8:00 p.m.

CHALLENGERS COPELAND

- Linda Fontanes
- 53 Bordeaux Ct, B.F., ID
- 8:00 a.m. to 2:00 p.m.

- Debra Nowak
- 438 Nature's Way BF, ID
- 2:00 p.m. to 8:00 p.m.

IDAHO'S CLOSED PRIMARY HB 351

EFFECTIVE JULY 1, 2011

- Party Registration

- Constitution
- Democratic
- Libertarian
- Republican
- Unaffiliated – no party affiliation

- Remember that party affiliation does not affect voting in the General Election.


PARTY AFFILIATION 34-408 and 34-411a

- By voter registration card
- For a primary election, an elector may change their political party affiliation or become “unaffiliated” by filing a signed form with the county clerk no later than the last day a candidate may file for office
March 11, 2022
- An “unaffiliated” elector may affiliate with the party of the elector’s choice by indicating so and signing the poll book.
- May 18, 2022 – Voter Registration Reopens and voters can once again become “unaffiliated” or change their political party affiliation.

Other Things to Remember

- Don't hesitate to call the Sheriff Office
- (267-3151 ext. 0) if a citizen becomes unruly.
- Please park away from polling sites to allow easier access for the elderly and handicapped.
- Smoking is not allowed on/in public property.
- No electioneering allowed within 100 feet from the polling site.

ABSENTEE VOTING



THERE IS NO EXCUSE FOR NOT VOTING

○ Absentee Voting

- Any registered elector may vote absentee.
- Available at all elections.

○ Method of Absentee Voting

- In person
- Mail
- Home delivery (in some cases)

○ Ballots to be Available at least 45 days prior to the election.

○ Last day to vote by absentee at the Clerk's office is 11-4-22 @ 5:00 p.m.



- Remember to check the poll book for
- Absentee Received
- Absentee Issued

- Call our office if someone presents to vote and has been issued an absentee ballot-267-2242.

- The Courthouse is an absentee precinct and we will be counting and posting absentee results at the courthouse.

Prior to Election Day

- Judges Supplies can be picked up Monday Nov. 7, 2022 after 2 p.m. at the Clerk's Office.
- Make sure you have the correct ballots for your precinct.
- Always Double Check



ELECTION DAY PROCEDURES

Tuesday Nov. 8, 2022

BEFORE THE POLLS OPEN

- Have poll workers report by 7:00 am for 8:00 am opening.
- The Chief Judge opens precinct supplies and verifies ballots are correct for precinct.
 - Do **NOT** open the Official Ballots until the first voter arrives to vote.
- Turn On DS200 and “open the polls”. See Election Day DS200 Manual.
- Turn On Express Vote

BEFORE THE POLLS OPEN

- All poll workers should assist in the setup and take down of the polling place.
- Arrange polling area in view of the election workers.
- Have a chair available for use by an elector if needed.
- Double check to make sure that the card of instruction (E-30-OS) is secured in every voting booth.
- Check that the totems have sample ballots and other materials
- Have duties assigned to your workers.
- Swear in the election workers and sign as a witness to the worker's signatures in the Election Record and Poll Book.



WRITE – IN CANDIDATES FOR THE 2022 GENERAL ELECTION

There are 4 – write-in candidates, if someone asks provide them a list, also make sure they are in the Totems

For Governor

Lisa Marie

For Secretary of State

Garth G Gaylord

For Legislative District 1, State Senator

Steven R Johnson

For County Commissioner Second District

Tim Bertling



OPENING THE POLLS

- At 8:00 a.m. announce the polls are open.
- Have receiving clerk display the empty DS 200 bin to the first voter along with any bystanders.
- Make a notation next to the 1st voters signature in poll book that they were the 1st voter and inspected the DS-200 to be empty
- Seal and lock the DS200.
- Use the ballot box accounting sheet.
- Judges retain the keys.

THROUGHOUT THE DAY



- Judges continue to check voting booths frequently for materials left behind.
- If a voter needs assistance marking their ballot refer to the Procedural Manual.
- Poll book clerk, issuing and receiving clerks to periodically balance # of voters.
- After a pad of ballots has been issued, place the ballot stubs in the voted ballot stub sack/envelope located in the judges supplies.




oRemember all Poll workers must be nonpartisan while working the polls. Do not discuss politics or issues among yourselves or with voters!

oWear your name badge!



REGISTRATION



GREETING THE ELECTORS


- Registration Clerk should inquire if an elector is a registered voter.
 - If registered send to the poll book clerk
 - Ask them if they have their I.D. with them
- If not registered assist them in registering
- Name not in poll book
 - Voter has moved
 - Voter has had a name change

REGISTRATION CARD

- Electors must complete the Registration Card and submit it to the Clerk.

- Election Day registration is available.
 - Need to select a party affiliation
 - No affiliation selected
 - Automatically designated as unaffiliated
 - Verification and Validation
 - Elector shows proof of identity and proof of residency
 - Must reside in the county 30 days prior to election.

POLL BOOK CLERK



With Same Day Registration


- Poll book clerk takes the registration card and verifies that **“residence verified”** is stamped on the front and that they are in the **correct voting precinct**. Poll worker writes the voters name in the poll book on the extra pages that are provided. (Inserted Alphabetically) Please print clearly.
- Voter must sign his/her name in the poll book next to their name. **“Election Day Registration”** or **“EDR”** should be written in the remarks column.
- **If the address in the poll book does not match what the voter says it is, do not assume that there is an error in the poll book. Usually it is the voter who has not updated their address or wrote it wrong on the card.**
- *****Please do not write in the poll book a new address or a changed name if they do not have a new card to back it up with, NO EXCEPTIONS****
- Request that they go to the Registration Clerk to fill out a new card.

POLL BOOK

- The voter must state their name and address to the poll book clerk. **VERIFY THE ADDRESS** – if different they need to re-register.
- Idaho Code requires each elector to either show an acceptable photo ID or sign a Personal Identification Affidavit prior to voting at any election.
- Acceptable forms of I.D. are Idaho Drivers License, U.S. Passport, Federal I.D. card, Tribal photo I.D., Idaho Concealed Weapons License, or a Idaho Student photo I.D.
- Be sure that the poll worker watches for notations in the poll book. Some voters may need assistance.

PRIOR TO THE CLOSING OF THE POLLS, THERE WILL BE AN ADDITIONAL PANEL OF ELECTION WORKERS COMING IN TO VERIFY THE WRITE-IN CANDIDATES. BALLOTS WILL NEED TO BE REMOVED FROM THE DS-200 AND TAKEN TO THE COUNTING ROOMS. THOSE BALLOTS WILL REMAIN IN THE COUNTING ROOM ALONG WITH THE ELECTION WORKERS UNTIL THE POLLS HAVE CLOSED. THE CHIEF JUDGE WILL TRANSPORT ADDITIONAL BALLOTS TO THE COUNTING ROOMS AS TIME ALLOWS. EACH PRECINCT IS DIFFERENT SO WE NEED TO DISCUSS YOUR SITUATION SEPARATELY AND SPECIFICALLY

ISSUING CLERK



Issuing Clerk

- The Issuing Clerk will stamp the front of the ballot with the “official election stamp” and remove from the pad of ballots. **NOTE:** the box for the official election stamp is on the front
- The Issuing Clerk will issue the voter a ballot once the voter has signed the Poll Book.
- Hand the ballot to the voter only when a voting booth is available

SEQUENCE CLERK

- The sequence clerk will act as a double check that the poll book clerk has recorded the issued ballot correctly and the issuing clerk has stamped the ballots
- The sequence clerk will provide the sequence number to the poll book clerk for recording in the poll book. **NOTE:** The Sequence clerk will need to sit in between the Poll Book Clerk and the Issuing clerk.

VOTING THE BALLOT

- The voter should vote their ballot in secret.
- A voter may ask for and receive assistance in voting their ballot from either a poll worker or any other individual they select.
 - “Assistance” should be written next to their name in the poll book.
 - Should the voter make a mistake in marking the ballot, the elector may receive another ballot by returning the original ballot to the Poll Book and Issuing clerk and the clerks will make a notation in the poll book and then spoil the first ballot, depositing the first spoiled ballot into the spoiled ballot box.
- Prior to leaving the voting booth, the voted ballot may be placed in the secrecy sleeve for transportation to the DS 200.

RECEIVING CLERK

- Elector must present themselves to the receiving clerk and state his or her name and address.
- Inserting the ballot in the DS200.
 - The voter should insert their own ballot into the DS200 or they may ask the Receiving Clerk for assistance.
- The receiving clerk announces the voters name for all to hear.

- Here is a good double check with the number of ballots in the DS-200 and the number of ballots issued, minus those that have been spoiled. Should balance.

VOTER ASSISTANCE – 3 OPTIONS

- Personal assistance from a poll worker or other selected individual.

- Curb-side voting- 2 poll workers
 - Ballot is taken to the voter in their vehicle by a poll workers. 2 workers should do this.
 - Ballot is voted and returned to the poll workers in a secrecy sleeve.
 - This will require some coordination on the election staff in regards to the poll book and affiliation.

- Express Vote

CLOSING THE POLLS

- Thirty minutes prior to the close of the polls, the Judge/Constable will make a proclamation of the same.

- Close the polls at 8 pm.
 - All voters in line at 8 pm will be allowed to vote.

- Recommended that the constable stands at the end of the line at 8 pm to know who arrived prior to 8 pm.

AFTER THE POLLS CLOSE

- Unlock/Break seal and prepare the DS200 for closing the poll
- See DS200 Precinct Scanner Election Day Manual.
- Be sure to check the front auxiliary/emergency ballot bin for any voted but uncounted ballots that may have been stored temporarily during the election. If any ballots are retrieved, they must be processed and accounted for.
- Any unprocessed ballots should be inserted one by one into the tabulator. This should only be from a power outage.
- After all ballots are processed, press and hold the “close poll button” until the red light turns off. Once the button is released the voting results should start printing automatically.
- Take out the thumb drive and put in envelope with the voting results report tape to be brought back to Courthouse that night.

AFTER THE POLLS CLOSE-CONTINUED

- Balance the poll book cover and don't forget to sign the Election Record and Poll Book certifying the Election Day activities in the bottom right corner.
- The balancing will consist of number of voters, number of ballots cast, number of spoiled, and number of un-voted ballots.
- Confirm – Double check write-ins
- Call results to the Courthouse 267-0962 only; we have 6 precincts calling in so be patient.
- Gather all supplies to be returned to the Courthouse.
- Using a sample ballot, post a copy of the election results on the outside door.
- Leave the polling site as you found it.

LISTEN – EXPLAIN - THANK

Every vote counts – Listen carefully to voters.

Make sure the voter knows their options and how to mark the ballot properly.

Your knowledge counts – Explain requirements and options clearly and simply. Have support materials handy and be prepared to verify your explanations.

Your presentation counts – Listen, explain and thank voters.

You are the face of the election to the voter ...!!



Questions??

